

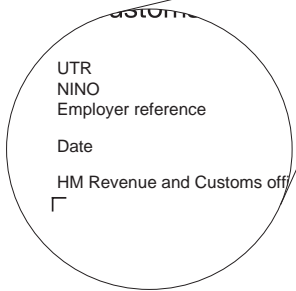


Important information to include on your tax return before sending it to us.

Please make sure you include your:

- 10-digit Unique Taxpayer Reference (UTR)
- National Insurance number (NINO)
- employer reference (if you have one)

before printing your tax return.

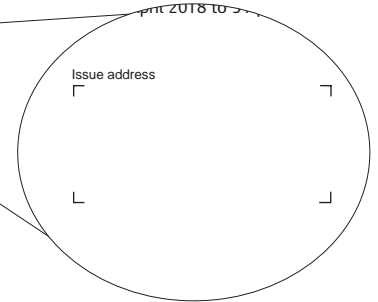


Tax return - page TR 1

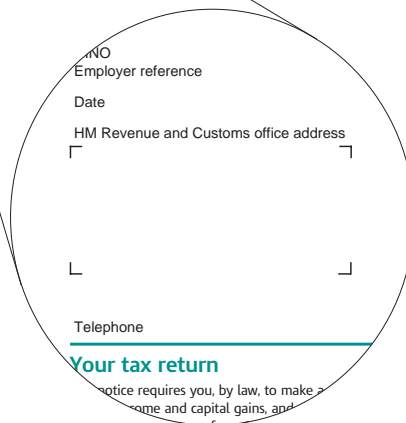
UTR
NINO
Employer reference
Date
HM Revenue and Customs office address
Telephone
Issue address
For Reference

Your tax return

Please make sure you enter your full name and address in the 'Issue address' box below before printing your tax return.



If you do not, we may have to send your tax return back to you, and any repayment due will take longer.



To find the address of the office to send your tax return to, look on the most recent correspondence from us. If you do not have any recent correspondence from us then send your completed return to:
Self Assessment
HM Revenue and Customs
BX9 1AS
United Kingdom

Please make sure you sign and date the declaration on page TR 8 of your completed tax return before sending it to us.



22 Declaration
I declare that the information I've given on this tax return and any supplementary pages is correct and complete to the best of my knowledge and belief.
I understand that I may have to pay financial penalties and face prosecution if I give false information.
Signature
Date DD MM YYYY

25 If you filled in boxes 23 and 24 enter your name
26 and your address
Postcode

Tax return - page TR 8

Please do not include this information sheet with your tax return.



UTR
NINO
Employer reference

Issue address

Date

HM Revenue and Customs office address

Telephone

For
Reference

Your tax return

This notice requires you, by law, to make a return of your taxable income and capital gains, and any documents requested, for the year from 6 April 2018 to 5 April 2019.

Deadlines

We must receive your tax return by these dates:

- if you're using a paper return - by 31 October 2019 (or 3 months after the date of this notice if that's later)
- if you're filing a return online - by 31 January 2020 (or 3 months after the date of this notice if that's later)

If your return is late you'll be charged a £100 penalty.

If your return is more than 3 months late, you'll be charged daily penalties of £10 a day.

If you pay late you'll be charged interest and a late payment penalty.

Most people file online

It's quick and easy to file online. Get started by typing www.gov.uk/log-in-file-self-assessment-tax-return into your internet browser address bar to go directly to our official website.

Do not use a search website to find HMRC services online. If you haven't sent a tax return online before, why not join the 92% of people who already do it online? It's easy, secure and available 24 hours a day and you can also sign up for email alerts and online messages to help you manage your tax affairs.

To file on paper, please fill in this form using the following rules:

- enter your figures in whole pounds - ignore the pence
- round down income and round up expenses and tax paid, it is to your benefit
- if a box does not apply, please leave it blank - don't strike through empty boxes or write anything else

Starting your tax return

Before you start to fill it in, look through your tax return to make sure there is a section for all your income and claims - you may need some separate supplementary pages (see page TR 2 and the Tax Return notes).

For help filling in this form, go to www.gov.uk/taxreturnforms and read the notes and helpsheets.

Your personal details

<p>1 Your date of birth - it helps get your tax right DD MM YYYY</p> <p><input type="text"/> <input type="text"/> <input type="text"/> <input type="text"/> <input type="text"/> <input type="text"/> <input type="text"/> <input type="text"/></p> <p>2 Your name and address - if it is different from what is on the front of this form, please write the correct details underneath the wrong ones and put the date you changed address below DD MM YYYY</p> <p><input type="text"/> <input type="text"/> <input type="text"/> <input type="text"/> <input type="text"/> <input type="text"/> <input type="text"/> <input type="text"/></p>	<p>3 Your phone number</p> <p><input type="text"/> <input type="text"/> <input type="text"/> <input type="text"/> <input type="text"/> <input type="text"/> <input type="text"/> <input type="text"/> <input type="text"/> <input type="text"/> <input type="text"/> <input type="text"/></p> <p>4 Your National Insurance number - leave blank if the correct number is shown above</p> <p><input type="text"/> <input type="text"/> <input type="text"/> <input type="text"/> <input type="text"/> <input type="text"/> <input type="text"/></p>
---	--

What makes up your tax return

To make a complete return of your taxable income and gains for the year to 5 April 2019 you may need to complete some separate supplementary pages. Answer the following questions by putting 'X' in the 'Yes' or 'No' box.

1 Employment

Were you an employee, director, office holder or agency worker in the year to 5 April 2019? Please read the notes before answering. Fill in a separate 'Employment' page for each employment, directorship and so on. On each 'Employment' page you complete, enter any other payments, expenses or benefits related to that employment. Say how many 'Employment' pages you are completing in the 'Number' box below.

Yes No Number

2 Self-employment

If you worked for yourself (on your 'own account' or in self-employment) in the year to 5 April 2019, read the notes to decide if you need to fill in the 'Self-employment' pages. You may not need to if this income is up to £1,000. Do you need to fill in the 'Self-employment' pages? Fill in a separate 'Self-employment' page for each business. On each 'Self-employment' page you complete, enter any payments or expenses related to that business. Say how many businesses you had in the 'Number' box below. (Answer 'Yes' if you were a 'Name' at Lloyd's.)

Yes No Number

3 Partnership

Were you in a partnership? Fill in a separate 'Partnership' page for each partnership you were a partner in and say how many partnerships you had in the 'Number' box below.

Yes No Number

4 UK property

If you received income from UK property (including rents and other income from land you own or lease out), read the notes to decide if you need to fill in the 'UK property' pages. You may not need to if this income is up to £1,000. Do you need to fill in the 'UK property' pages?

Yes No

5 Foreign

If you:

- were entitled to any foreign income
- have, or could have, received (directly or indirectly) income, or a capital payment or benefit from a person abroad as a result of any transfer of assets
- want to claim relief for foreign tax paid

read the notes to decide if you need to fill in the 'Foreign' pages. You may not need to if your only foreign income was from land and property abroad up to £1,000. Do you need to fill in the 'Foreign' pages?

Yes No

6 Trusts etc

Did you receive, or are you treated as having received, income from a trust, settlement or the residue of a deceased person's estate? This does not include cash lump sums/transfer of assets, otherwise known as capital distributions, received under a will.

Yes No

7 Capital gains summary

If you sold or disposed of any assets (for example, stocks, shares, land and property, a business), or had any chargeable gains, read the notes to decide if you have to fill in the 'Capital gains summary' page. If you do, you must also provide separate computations.

Do you need to fill in the 'Capital gains summary' page and provide computations?

Yes No Computation(s) provided

8 Residence, remittance basis etc

Were you, for all or part of the year to 5 April 2019, one or more of the following:

- not resident
- not domiciled in the UK and claiming the remittance basis
- dual resident in the UK and another country?

Yes No

9 Additional information

Some less common kinds of income and tax reliefs, for example Married Couple's Allowance, Life insurance gains, chargeable event gains, Seafarer's Earnings Deduction and details of disclosed tax avoidance schemes, should be returned on the 'Additional information' pages. Do you need to fill in the 'Additional information' pages?

Yes No

If you need more pages

If you answered 'Yes' to any of questions 1 to 9, please check to see if within this return, there's a page dealing with that kind of income or gain. If there's not, you'll need separate supplementary pages. Do you need to get and fill in separate supplementary pages?

Yes No

If 'Yes', go to www.gov.uk/taxreturnforms to download them.

Tax reliefs

Paying into registered pension schemes and overseas pension schemes

Do not include payments you make to your employer's pension scheme which are deducted from your pay before tax or payments made by your employer. If your contributions and other pension inputs are more than the Annual Allowance, you should also fill in boxes 10, 11 and 12 on page Ai 4 of the 'Additional information' pages.


1	Payments to registered pension schemes where basic rate tax relief will be claimed by your pension provider (called 'relief at source'). Enter the payments and basic rate tax	£ <input type="text"/> <input type="text"/> <input type="text"/> <input type="text"/> <input type="text"/> <input type="text"/> <input type="text"/> <input type="text"/> <input type="text"/> <input type="text"/> <input type="text"/> <input type="text"/> . <input type="text"/> <input type="text"/> 00
2	Payments to a retirement annuity contract where basic rate tax relief will not be claimed by your provider	£ <input type="text"/> <input type="text"/> <input type="text"/> <input type="text"/> <input type="text"/> <input type="text"/> <input type="text"/> <input type="text"/> <input type="text"/> <input type="text"/> <input type="text"/> <input type="text"/> . <input type="text"/> <input type="text"/> 00
3	Payments to your employer's scheme which were not deducted from your pay before tax - this will be unusual - read the notes	£ <input type="text"/> <input type="text"/> <input type="text"/> <input type="text"/> <input type="text"/> <input type="text"/> <input type="text"/> <input type="text"/> <input type="text"/> <input type="text"/> <input type="text"/> <input type="text"/> . <input type="text"/> <input type="text"/> 00
4	Payments to an overseas pension scheme, which is not UK-registered, which are eligible for tax relief and were not deducted from your pay before tax	£ <input type="text"/> <input type="text"/> <input type="text"/> <input type="text"/> <input type="text"/> <input type="text"/> <input type="text"/> <input type="text"/> <input type="text"/> <input type="text"/> <input type="text"/> <input type="text"/> . <input type="text"/> <input type="text"/> 00

Charitable giving

5	Gift Aid payments made in the year to 5 April 2019	£ <input type="text"/> <input type="text"/> <input type="text"/> <input type="text"/> <input type="text"/> <input type="text"/> <input type="text"/> <input type="text"/> <input type="text"/> <input type="text"/> <input type="text"/> <input type="text"/> . <input type="text"/> <input type="text"/> 00
6	Total of any 'one-off' payments in box 5	£ <input type="text"/> <input type="text"/> <input type="text"/> <input type="text"/> <input type="text"/> <input type="text"/> <input type="text"/> <input type="text"/> <input type="text"/> <input type="text"/> <input type="text"/> <input type="text"/> . <input type="text"/> <input type="text"/> 00
7	Gift Aid payments made in the year to 5 April 2019 but treated as if made in the year to 5 April 2018	£ <input type="text"/> <input type="text"/> <input type="text"/> <input type="text"/> <input type="text"/> <input type="text"/> <input type="text"/> <input type="text"/> <input type="text"/> <input type="text"/> <input type="text"/> <input type="text"/> . <input type="text"/> <input type="text"/> 00
8	Gift Aid payments made after 5 April 2019 but to be treated as if made in the year to 5 April 2019	£ <input type="text"/> <input type="text"/> <input type="text"/> <input type="text"/> <input type="text"/> <input type="text"/> <input type="text"/> <input type="text"/> <input type="text"/> <input type="text"/> <input type="text"/> <input type="text"/> . <input type="text"/> <input type="text"/> 00
9	Value of qualifying shares or securities gifted to charity	£ <input type="text"/> <input type="text"/> <input type="text"/> <input type="text"/> <input type="text"/> <input type="text"/> <input type="text"/> <input type="text"/> <input type="text"/> <input type="text"/> <input type="text"/> <input type="text"/> . <input type="text"/> <input type="text"/> 00
10	Value of qualifying land and buildings gifted to charity	£ <input type="text"/> <input type="text"/> <input type="text"/> <input type="text"/> <input type="text"/> <input type="text"/> <input type="text"/> <input type="text"/> <input type="text"/> <input type="text"/> <input type="text"/> <input type="text"/> . <input type="text"/> <input type="text"/> 00
11	Value of qualifying investments gifted to non-UK charities in boxes 9 and 10	£ <input type="text"/> <input type="text"/> <input type="text"/> <input type="text"/> <input type="text"/> <input type="text"/> <input type="text"/> <input type="text"/> <input type="text"/> <input type="text"/> <input type="text"/> <input type="text"/> . <input type="text"/> <input type="text"/> 00
12	Gift Aid payments to non-UK charities in box 5	£ <input type="text"/> <input type="text"/> <input type="text"/> <input type="text"/> <input type="text"/> <input type="text"/> <input type="text"/> <input type="text"/> <input type="text"/> <input type="text"/> <input type="text"/> <input type="text"/> . <input type="text"/> <input type="text"/> 00

Blind Person's Allowance

13	If you're registered blind, or severely sight impaired, and your name is on a local authority or other register, put 'X' in the box <input type="checkbox"/>	15	If you want your spouse's, or civil partner's, surplus allowance, put 'X' in the box <input type="checkbox"/>
14	Enter the name of the local authority or other register <input type="text"/> <input type="text"/>	16	If you want your spouse, or civil partner, to have your surplus allowance, put 'X' in the box <input type="checkbox"/>

 Other less common reliefs are on the 'Additional information' pages.

Student Loan repayments

Please read the notes before filling in boxes 1 to 3.

<p>1 If you've received notification from the Student Loans Company that repayment of an Income Contingent Student Loan began before 6 April 2019, put 'X' in the box and we'll use your plan type to calculate the amount due</p> <input type="checkbox"/>	<p>2 If your employer has deducted Student Loan repayments enter the amount deducted</p> <p>£ <input type="text"/> <input type="text"/> <input type="text"/> <input type="text"/> <input type="text"/> <input type="text"/> <input type="text"/> <input type="text"/> <input type="text"/> <input type="text"/> . <input type="text"/> <input type="text"/></p> <p>3 If you think your loan may be fully repaid within the next 2 years, put 'X' in the box</p> <input type="checkbox"/>
---	--

High Income Child Benefit Charge

Fill in this section if all of the following apply:

- your income was over £50,000
- you or your partner (if you have one) got Child Benefit (this also applies if someone else claims Child Benefit for a child who lives with you and pays you or your partner for the child's upkeep)
- couples only - your income was higher than your partner's

Please read the notes. Use the calculator at www.gov.uk/child-benefit-tax-calculator to help you work out the Child Benefit payments you received.

If you have to pay this charge for the 2019-20 tax year and you do not want us to use your 2019-20 PAYE tax code to collect that tax during the year, put 'X' in box 3 on page TR 6.

<p>1 Enter the total amount of Child Benefit you and your partner got for the year to 5 April 2019</p> <p>£ <input type="text"/> <input type="text"/> <input type="text"/> <input type="text"/> <input type="text"/> <input type="text"/> <input type="text"/> <input type="text"/> <input type="text"/> <input type="text"/> . <input type="text"/> <input type="text"/></p> <p>2 Enter the number of children you and your partner got Child Benefit for on 5 April 2019</p> <input type="text"/> <input type="text"/>	<p>3 Enter the date that you and your partner stopped getting all Child Benefit payments if this was before 6 April 2019</p> <p>DD MM YYYY</p> <input type="text"/> <input type="text"/> <input type="text"/> <input type="text"/> <input type="text"/> <input type="text"/> <input type="text"/> <input type="text"/>
--	--

Marriage Allowance

Please read the notes. If your income for the year ended 5 April 2019 was less than £11,850 you can transfer £1,190 of your Personal Allowance to your spouse or civil partner to reduce the amount of tax they pay if all of the following apply:

- you were married to, or in a civil partnership with, the same person for all or part of the tax year
- you were both born on or after 6 April 1935
- your spouse or civil partner's income was not taxed at the higher rate

Fill in this section if you want to make the transfer:

<p>1 Your spouse or civil partner's first name</p> <input type="text"/>	<p>4 Your spouse or civil partner's date of birth DD MM YYYY</p> <input type="text"/> <input type="text"/> <input type="text"/> <input type="text"/> <input type="text"/> <input type="text"/> <input type="text"/> <input type="text"/>
<p>2 Your spouse or civil partner's last name</p> <input type="text"/>	<p>5 Date of marriage or civil partnership DD MM YYYY</p> <input type="text"/> <input type="text"/> <input type="text"/> <input type="text"/> <input type="text"/> <input type="text"/> <input type="text"/> <input type="text"/>
<p>3 Your spouse or civil partner's National Insurance number</p> <input type="text"/> <input type="text"/> <input type="text"/> <input type="text"/> <input type="text"/> <input type="text"/> <input type="text"/> <input type="text"/>	

Finishing your tax return

i Calculating your tax - if we receive this paper tax return by 31 October 2019 or if you file online, we'll do the calculation for you and tell you how much you have to pay (or what your repayment will be) before 31 January 2020. We'll add the amount due to your Self Assessment Statement, together with any other amounts due.

Do not enter payments on account, or other payments you have made towards the amounts due, on your tax return. We'll deduct these on your Self Assessment Statement. If you want to calculate your tax, ask us for the 'Tax calculation summary' pages and notes. The notes will help you work out any tax due, or repayable, and if payments on account are necessary.

Tax refunded or set off

1	If you've had any 2018-19 Income Tax refunded or set off by us or Jobcentre Plus, enter the amount - read the notes
	£ <input type="text"/> <input type="text"/> <input type="text"/> <input type="text"/> <input type="text"/> <input type="text"/> <input type="text"/> <input type="text"/> <input type="text"/> <input type="text"/> <input type="text"/> . <input type="text"/> <input type="text"/>

If you have not paid enough tax

We recommend you pay any tax due electronically. Read the notes.

2	If you owe less than £3,000 for the 2018-19 tax year (excluding Class 2 NICs) and you send us your paper tax return by 31 October, or 30 December 2019 if you file online, we'll try to collect the tax through your wages or pension by adjusting your 2020-21 tax code. If you do not want us to do this, put 'X' in the box - read the notes	3	If you owe tax on savings, casual earnings and/or the High Income Child Benefit Charge for the 2019-20 tax year, we'll try to collect it through your wages or pension by adjusting your 2019-20 tax code. If you do not want us to do this, put 'X' in the box - read the notes
	<input type="checkbox"/>		<input type="checkbox"/>

If you have paid too much tax

To claim a repayment, fill in boxes 4 to 14 below. If you paid your tax by credit or debit card, we'll always try to repay back to your card first before making any repayment as requested by you below. Please allow up to 4 weeks for any repayment to reach you before contacting us.

4	Name of bank or building society <input type="text"/>	10	If you've entered a nominee's name in box 5, put 'X' in the box <input type="checkbox"/>
5	Name of account holder (or nominee) <input type="text"/> <input type="text"/>	11	If your nominee is your tax adviser, put 'X' in the box <input type="checkbox"/>
6	Branch sort code <input type="text"/> <input type="text"/> <input type="text"/> - <input type="text"/> <input type="text"/> <input type="text"/> - <input type="text"/> <input type="text"/> <input type="text"/>	12	Nominee's address <input type="text"/> <input type="text"/> <input type="text"/>
7	Account number <input type="text"/> <input type="text"/> <input type="text"/> <input type="text"/> <input type="text"/> <input type="text"/> <input type="text"/> <input type="text"/> <input type="text"/>	13	and postcode <input type="text"/> <input type="text"/> <input type="text"/> <input type="text"/> <input type="text"/> <input type="text"/> <input type="text"/> <input type="text"/> <input type="text"/> <input type="text"/>
8	Building society reference number <input type="text"/> <input type="text"/> <input type="text"/> <input type="text"/> <input type="text"/> <input type="text"/> <input type="text"/> <input type="text"/> <input type="text"/> <input type="text"/> <input type="text"/> <input type="text"/> <input type="text"/> <input type="text"/> <input type="text"/> <input type="text"/>	14	To authorise your nominee to receive any repayment, you must sign in the box. A photocopy of your signature will not do <input type="text"/>
9	If you do not have a bank or building society account, or if you want us to send a cheque to you or to your nominee, put 'X' in the box <input type="checkbox"/>		

Your tax adviser, if you have one

This section is optional. Please read the notes about authorising your tax adviser.

15 Your tax adviser's name	17 The first line of their address including the postcode
<input type="text"/> <input type="text"/>	<input type="text"/> <input type="text"/> <input type="text"/> <input type="text"/>
16 Their phone number	Postcode
<input type="text"/> <input type="text"/> <input type="text"/> <input type="text"/> <input type="text"/> <input type="text"/> <input type="text"/> <input type="text"/> <input type="text"/> <input type="text"/> <input type="text"/> <input type="text"/> <input type="text"/> <input type="text"/> <input type="text"/>	
	18 The reference your adviser uses for you
	<input type="text"/> <input type="text"/> <input type="text"/> <input type="text"/> <input type="text"/> <input type="text"/> <input type="text"/> <input type="text"/> <input type="text"/> <input type="text"/> <input type="text"/> <input type="text"/> <input type="text"/> <input type="text"/> <input type="text"/>

Any other information

19 Please give any other information in this space
<input type="text"/>

Signing your form and sending it back

Please fill in this section and sign and date the declaration at box 22.

20 If this tax return contains provisional figures, put 'X' in the box <input type="checkbox"/>	23 If you've signed on behalf of someone else, enter the capacity. For example, executor, receiver <input type="text"/> <input type="text"/>
21 If you're enclosing separate supplementary pages, put 'X' in the box <input type="checkbox"/>	24 Enter the name of the person you have signed for <input type="text"/> <input type="text"/>
22 Declaration I declare that the information I've given on this tax return and any supplementary pages is correct and complete to the best of my knowledge and belief. I understand that I may have to pay financial penalties and face prosecution if I give false information. Signature <input type="text"/> Date DD MM YYYY <input type="text"/> <input type="text"/> <input type="text"/> <input type="text"/> <input type="text"/> <input type="text"/> <input type="text"/> <input type="text"/>	25 If you filled in boxes 23 and 24 enter your name <input type="text"/> <input type="text"/> 26 and your address <input type="text"/> <input type="text"/> <input type="text"/> <input type="text"/> Postcode <input type="text"/>